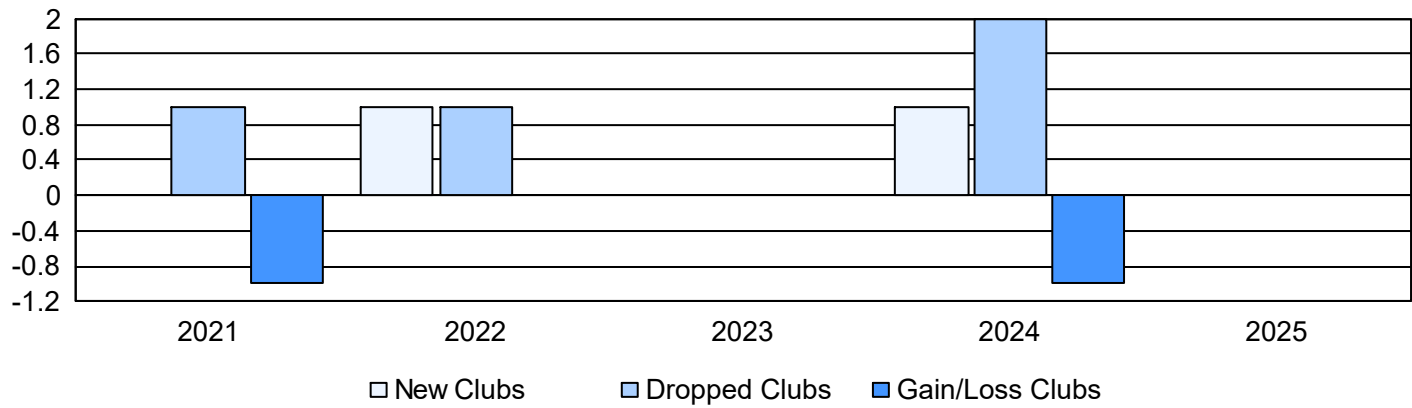
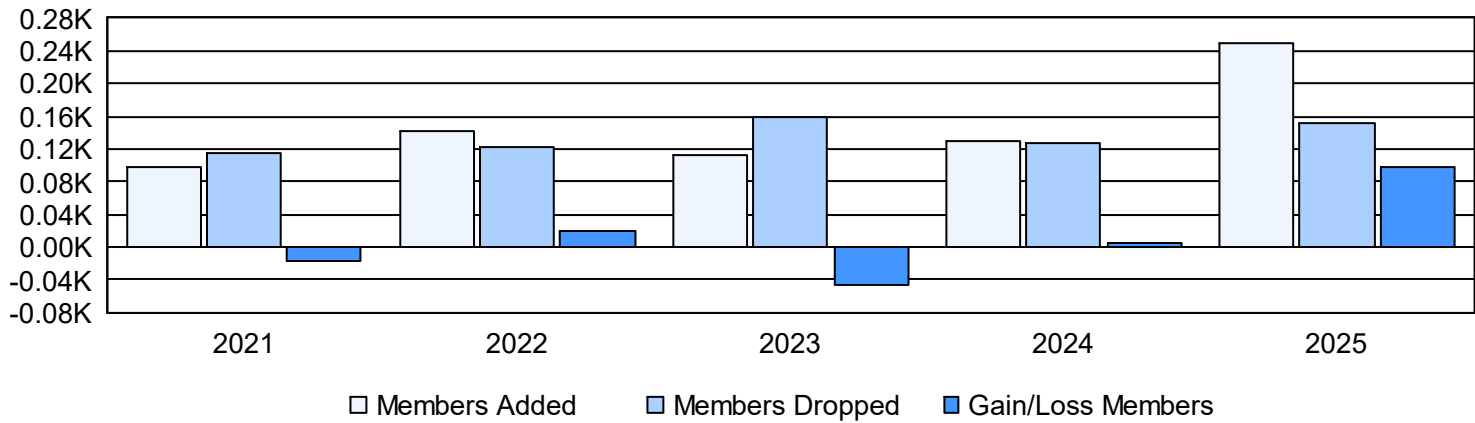


| Year | New Clubs | Dropped Clubs | Gain/ Loss Clubs | New Members | Charter Members | Reinstate Members | Transfer Members | Total Member Added | Total Members Dropped | Gain/ Loss Members |
|-----------|-----------|---------------|------------------|-------------|-----------------|-------------------|------------------|--------------------|-----------------------|--------------------|
| 2020-2021 | 0 | 1 | -1 | 67 | 5 | 4 | 22 | 98 | 114 | -16 |
| 2021-2022 | 1 | 1 | 0 | 104 | 20 | 2 | 16 | 142 | 123 | 19 |
| 2022-2023 | 0 | 0 | 0 | 79 | 2 | 1 | 31 | 113 | 159 | -46 |
| 2023-2024 | 1 | 2 | -1 | 86 | 22 | 11 | 11 | 130 | 126 | 4 |
| 2024-2025 | | | | 113 | 107 | 6 | 23 | 249 | 152 | 97 |
| Average | 1 | 1 | -1 | 90 | 31 | 5 | 21 | 146 | 135 | 12 |

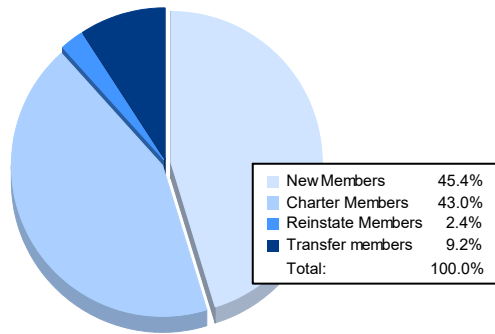
Clubs



Members



Membership Composition June 2025 Cumulative



Gender Composition June 2025 Cumulative

